ISTRUZIONI KIT DI MONTAGGIO PER UP-503-AC-EC E UP-KNX

MOUNTING KIT INSTRUCTIONS FOR UP-503-AC-EC AND UP-KNX

06/2021
Cod. 4051428

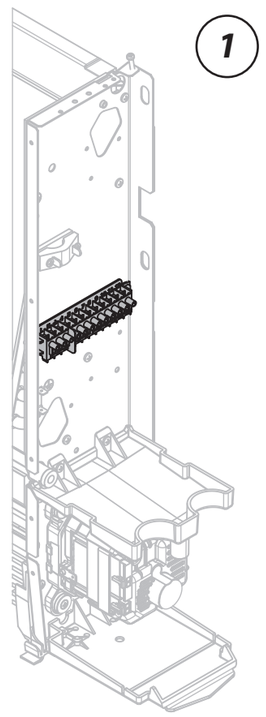

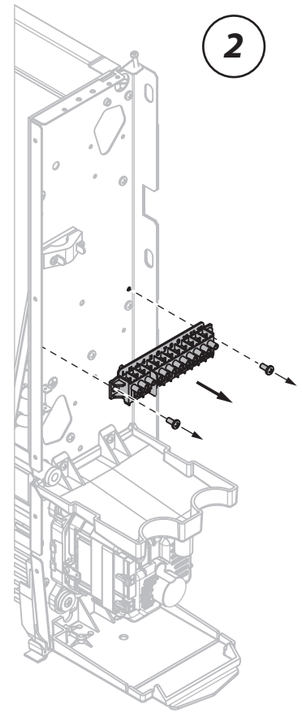

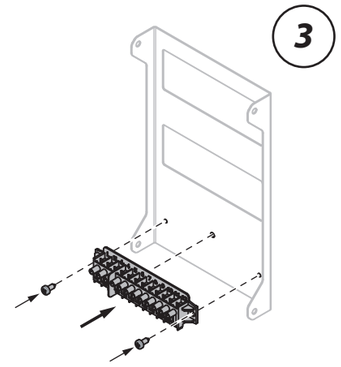

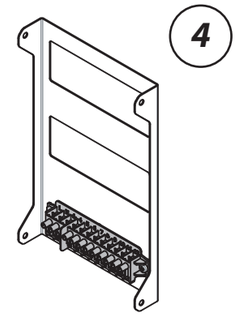

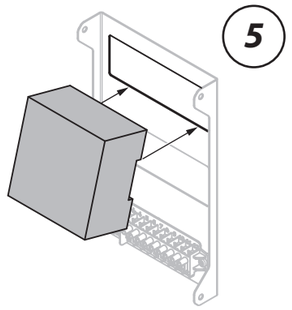

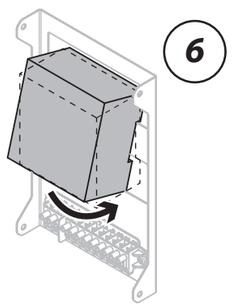

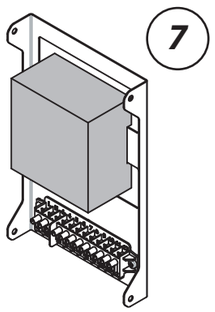

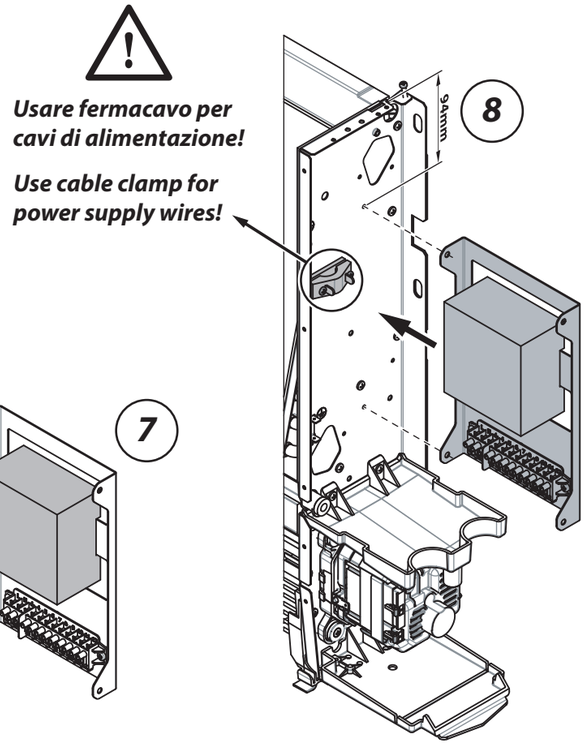

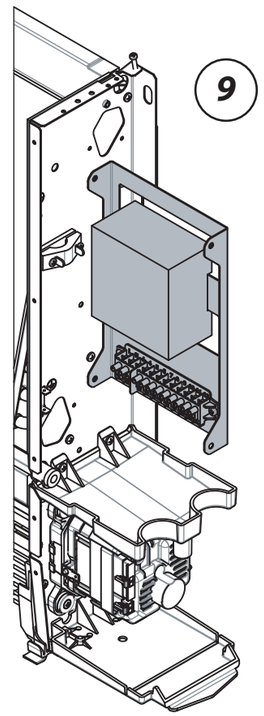

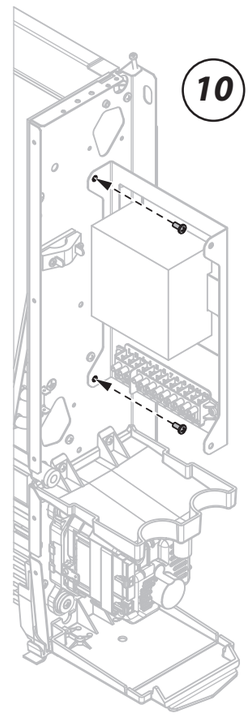

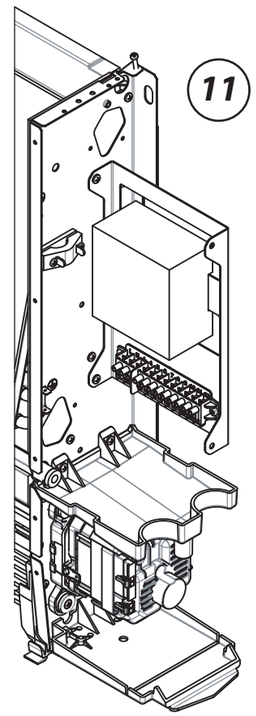

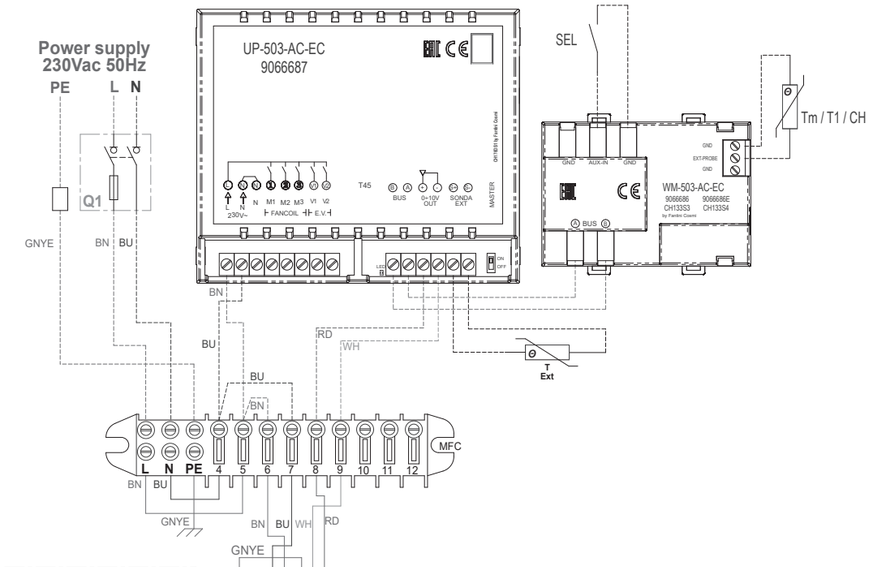

P01: 2
Se/if Tm P02: 2
Se/if CH P02: 3
Se/if T1 P02: 4
P22 : 2
Se/if T Ext P33: 176

SEL - INGRESSO DIGITALE
Se P16 = 1 Nessun Ingresso
Se P16 = 2 On/Off Esterno
Se P16 = 3 Contatto Finestra
Se P16 = 4 Riduzione Set Point
Se P16 = 5 Change Over Remoto

SEL - DIGITAL INPUT
If P16 = 1 No Input
If P16 = 2 External On/Off
If P16 = 3 Window Contact
If P16 = 4 Set Point Reduction
If P16 = 5 Remote Change Over

ITEM	ITALIANO
M	MOTO-VENTILATORE ECM
MFC	MORSETTIERA FAN-COIL
Q1	INTERRUTTORE DI MANOVRA SEZIONATORE
E	ATTUATORE ON-OFF 230Vac VALVOLA ACQUA
SEL	INGRESSO DIGITALE ESTERNO
CH	SONDA CHANGE-OVER
Tm	SONDA DI MINIMA
T1	SONDA ARIA RIPRESA
T EXT	SONDA TEMPERATURA CONNESSA ALL'ATTUATORE REMOTO

ITEM	ENGLISH
M	FAN MOTOR
MFC	FAN-COIL TERMINAL BOX
Q1	TWO POLES DISCONNECTOR
E	ON-OFF ACTUATOR 230Vac WATER VALVE
SEL	EXTERNAL DIGITAL INPUT
CH	CHANGE-OVER AIR PROBE
Tm	MINIMUM PROBE
T1	RETURN AIR PROBE
T EXT	REMOTE ACTUATOR TEMPERATURE PROBE

- CABLAGGIO DI PRODUZIONE
- PRODUCTION WIRING
- PRODUKTION VERDRAHTUNG
- CABLAGE DE LA PRODUTION
- CONEXION DE LA PRODUCCIÓN
- AANSLUITING VAN DE PRODUCTIE

- CABLAGGIO A CURA DELL'INSTALLATORE
- CONNECTION RESPONSABILITY OF THE INSTALLER
- ANSCHLUSS VOM INSTALLATEUR
- CONNEXION EFFECTUEE PAR L'INSTALLATEUR
- CONEXION A CARGO DEL INSTALADOR
- AANSLUITING VAN DE INSTALLATEUR

CEI 16-6 COLORS TABLE	
LITERAL CODE	COLOUR
BK	BLACK
BN	BROWN
RD	RED
OG	ORANGE
YE	YELLOW
GR	GREEN
BU	BLUE
VT	VIOLET
GY	GREY
WH	WHITE
PK	PINK
GD	GOLD
TQ	TURQUOISE
SR	SILVER
GNYE	GREEN-YELLOW

UP-503_AC-EC su CFF-ECM - SENZA VALV
CFF-ECM
Schema: SE-0777

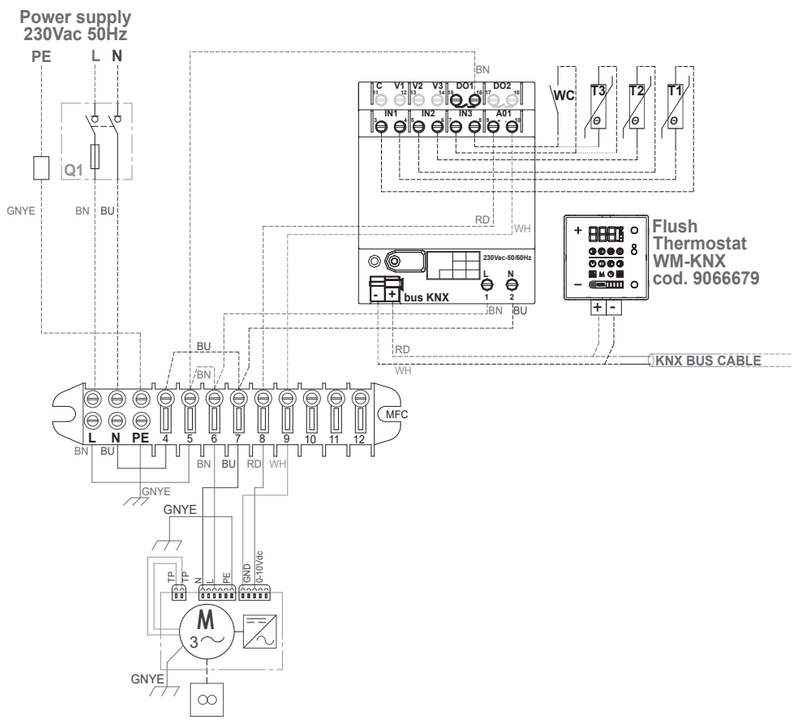

GLI INGRESSI "IN1-IN2-IN3" SONO INTERCAMBIABILI E POSSONO ESSERE CONFIGURATI SECONDO NECESSITA'.

INPUTS "IN1-IN2-IN3" ARE INTERCHANGEABLE AND CAN BE CONFIGURATED AS NEEDED.

ITEM	ITALIANO
M	MOTO-VENTILATORE AC
MFC	MORSETTIERA FAN-COIL
Q1	INTERRUTTORE DI MANOVRA SEZIONATORE
E	ATTUATORE ON-OFF 230Vac VALVOLA ACQUA
T1	SONDA ARIA RIPRESA
T2	SONDA CHANGE-OVER
T3	SONDA DI MINIMA
WC	CONTATTO FINESTRA

ITEM	ENGLISH
M	AC FAN MOTOR
MFC	FAN-COIL TERMINAL BOX
Q1	TWO POLES DISCONNECTOR
E	ON-OFF ACTUATOR 230Vac WATER VALVE
T1	RETURN AIR PROBE
T2	CHANGE-OVER AIR PROBE
T3	MINIMUM AIR PROBE
WC	WINDOW CONTACT

- CABLAGGIO DI PRODUZIONE
- PRODUCTION WIRING
- PRODUKTION VERDRAHTUNG
- CABLAGE DE LA PRODUTION
- CONEXION DE LA PRODUCCIÓN
- AANSLUITING VAN DE PRODUCTIE

- CABLAGGIO A CURA DELL'INSTALLATORE
- CONNECTION RESPONSABILITY OF THE INSTALLER
- ANSCHLUSS VOM INSTALLATEUR
- CONNEXION EFFECTUEE PAR L'INSTALLATEUR
- CONEXION A CARGO DEL INSTALADOR
- AANSLUITING VAN DE INSTALLATEUR

CEI 16-6 COLORS TABLE	
LITERAL CODE	COLOUR
BK	BLACK
BN	BROWN
RD	RED
OG	ORANGE
YE	YELLOW
GR	GREEN
BU	BLUE
VT	VIOLET
GY	GREY
WH	WHITE
PK	PINK
GD	GOLD
TQ	TURQUOISE
SR	SILVER
GNYE	GREEN-YELLOW

UP-KNX su CFF-ECM - SENZA VALV
CFF-ECM
Schema: SE-0779

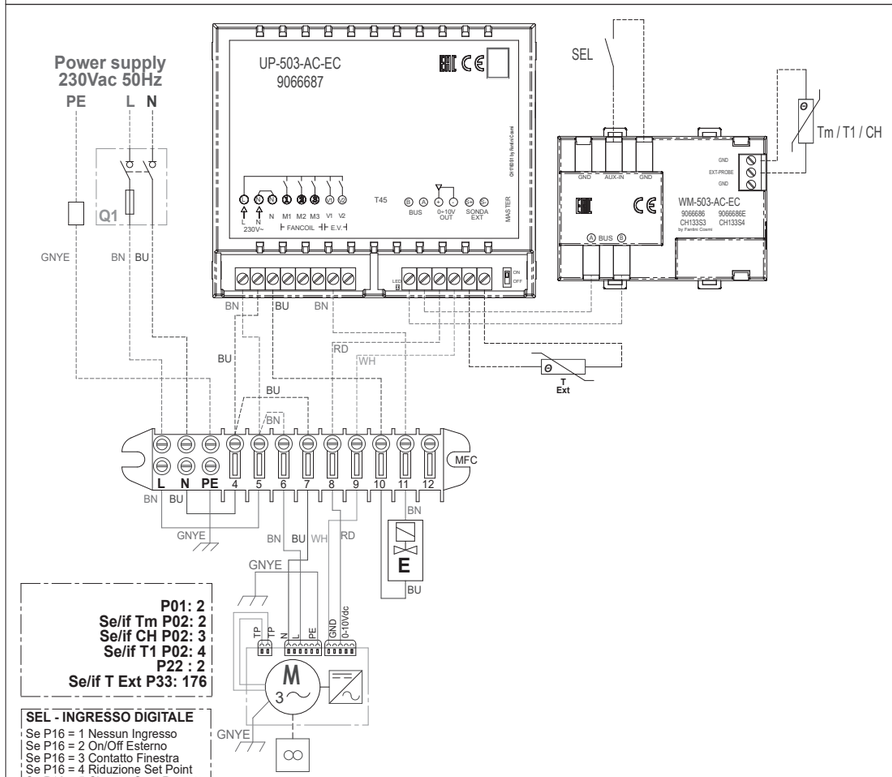

P01: 2
Se/if Tm P02: 2
Se/if CH P02: 3
Se/if T1 P02: 4
P22 : 2
Se/if T Ext P33: 176

SEL - INGRESSO DIGITALE
Se P16 = 1 Nessun Ingresso
Se P16 = 2 On/Off Esterno
Se P16 = 3 Contatto Finestra
Se P16 = 4 Riduzione Set Point
Se P16 = 5 Change Over Remoto

SEL - DIGITAL INPUT
If P16 = 1 No Input
If P16 = 2 External On/Off
If P16 = 3 Window Contact
If P16 = 4 Set Point Reduction
If P16 = 5 Remote Change Over

ITEM	ITALIANO
M	MOTO-VENTILATORE ECM
MFC	MORSETTIERA FAN-COIL
Q1	INTERRUTTORE DI MANOVRA SEZIONATORE
E	ATTUATORE ON-OFF 230Vac VALVOLA ACQUA
SEL	INGRESSO DIGITALE ESTERNO
CH	SONDA CHANGE-OVER
Tm	SONDA DI MINIMA
T1	SONDA ARIA RIPRESA
T EXT	SONDA TEMPERATURA CONNESSA ALL'ATTUATORE REMOTO

ITEM	ENGLISH
M	FAN MOTOR
MFC	FAN-COIL TERMINAL BOX
Q1	TWO POLES DISCONNECTOR
E	ON-OFF ACTUATOR 230Vac WATER VALVE
SEL	EXTERNAL DIGITAL INPUT
CH	CHANGE-OVER AIR PROBE
Tm	MINIMUM PROBE
T1	RETURN AIR PROBE
T EXT	REMOTE ACTUATOR TEMPERATURE PROBE

- CABLAGGIO DI PRODUZIONE
- PRODUCTION WIRING
- PRODUKTION VERDRAHTUNG
- CABLAGE DE LA PRODUTION
- CONEXION DE LA PRODUCCIÓN
- AANSLUITING VAN DE PRODUCTIE

- CABLAGGIO A CURA DELL'INSTALLATORE
- CONNECTION RESPONSABILITY OF THE INSTALLER
- ANSCHLUSS VOM INSTALLATEUR
- CONNEXION EFFECTUEE PAR L'INSTALLATEUR
- CONEXION A CARGO DEL INSTALADOR
- AANSLUITING VAN DE INSTALLATEUR

CEI 16-6 COLORS TABLE	
LITERAL CODE	COLOUR
BK	BLACK
BN	BROWN
RD	RED
OG	ORANGE
YE	YELLOW
GR	GREEN
BU	BLUE
VT	VIOLET
GY	GREY
WH	WHITE
PK	PINK
GD	GOLD
TQ	TURQUOISE
SR	SILVER
GNYE	GREEN-YELLOW

UP-503_AC-EC su CFF-ECM - 1 VALV
CFF-ECM
Schema: SE-0778

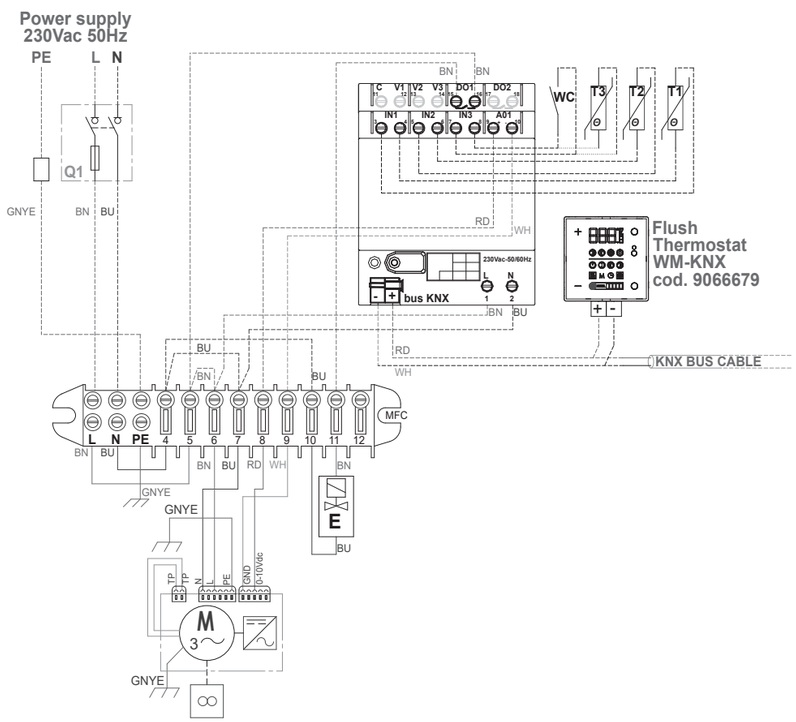

GLI INGRESSI "IN1-IN2-IN3" SONO INTERCAMBIABILI E POSSONO ESSERE CONFIGURATI SECONDO NECESSITA'.

INPUTS "IN1-IN2-IN3" ARE INTERCHANGEABLE AND CAN BE CONFIGURATED AS NEEDED.

ITEM	ITALIANO
M	MOTO-VENTILATORE AC
MFC	MORSETTIERA FAN-COIL
Q1	INTERRUTTORE DI MANOVRA SEZIONATORE
E	ATTUATORE ON-OFF 230Vac VALVOLA ACQUA
T1	SONDA ARIA RIPRESA
T2	SONDA CHANGE-OVER
T3	SONDA DI MINIMA
WC	CONTATTO FINESTRA

ITEM	ENGLISH
M	AC FAN MOTOR
MFC	FAN-COIL TERMINAL BOX
Q1	TWO POLES DISCONNECTOR
E	ON-OFF ACTUATOR 230Vac WATER VALVE
T1	RETURN AIR PROBE
T2	CHANGE-OVER AIR PROBE
T3	MINIMUM AIR PROBE
WC	WINDOW CONTACT

- CABLAGGIO DI PRODUZIONE
- PRODUCTION WIRING
- PRODUKTION VERDRAHTUNG
- CABLAGE DE LA PRODUTION
- CONEXION DE LA PRODUCCIÓN
- AANSLUITING VAN DE PRODUCTIE

- CABLAGGIO A CURA DELL'INSTALLATORE
- CONNECTION RESPONSABILITY OF THE INSTALLER
- ANSCHLUSS VOM INSTALLATEUR
- CONNEXION EFFECTUEE PAR L'INSTALLATEUR
- CONEXION A CARGO DEL INSTALADOR
- AANSLUITING VAN DE INSTALLATEUR

CEI 16-6 COLORS TABLE	
LITERAL CODE	COLOUR
BK	BLACK
BN	BROWN
RD	RED
OG	ORANGE
YE	YELLOW
GR	GREEN
BU	BLUE
VT	VIOLET
GY	GREY
WH	WHITE
PK	PINK
GD	GOLD
TQ	TURQUOISE
SR	SILVER
GNYE	GREEN-YELLOW

UP-KNX su CFF-ECM - 1 VALV
CFF-ECM
Schema: SE-0780